



ELECTRICAL SPECIFICATIONS

Model NO.	SLS190M	SLS195M	SLS200M	SLS205M	SLS210M
Peak power(Pmax)	190W	195W	200W	205W	210W
Maximum power voltage(Vmp)	36.5V	36.5V	37.0V	37.2V	37.5V
Maximum power current(Imp)	5.21A	5.34A	5.41A	5.53A	5.61A
Short-circuit current(Isc)	5.52A	5.77A	5.88A	6.05A	6.07A
Open circuit voltage(Voc)	44.5V	44.5V	45.1V	45.3V	45.5V
Optimized cell efficiency(η)	17.80%	18.20%	18.60%	19.20%	19.60%
Power tolerance:	0~+3%				
Maximum system voltage	1000VDC				

TEMPERATURE COEFFICIENT **ELECTRICAL CHARACTERISTICS**

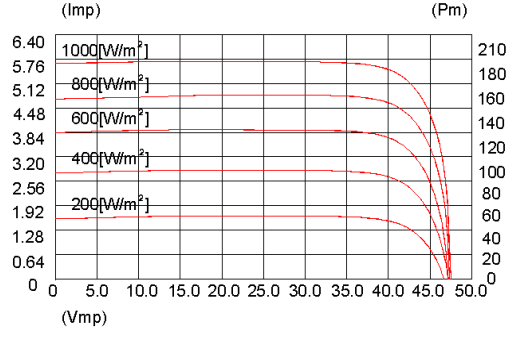
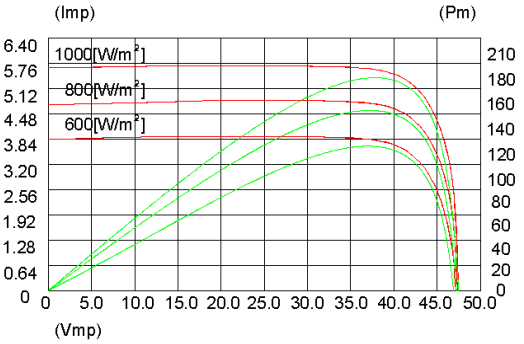
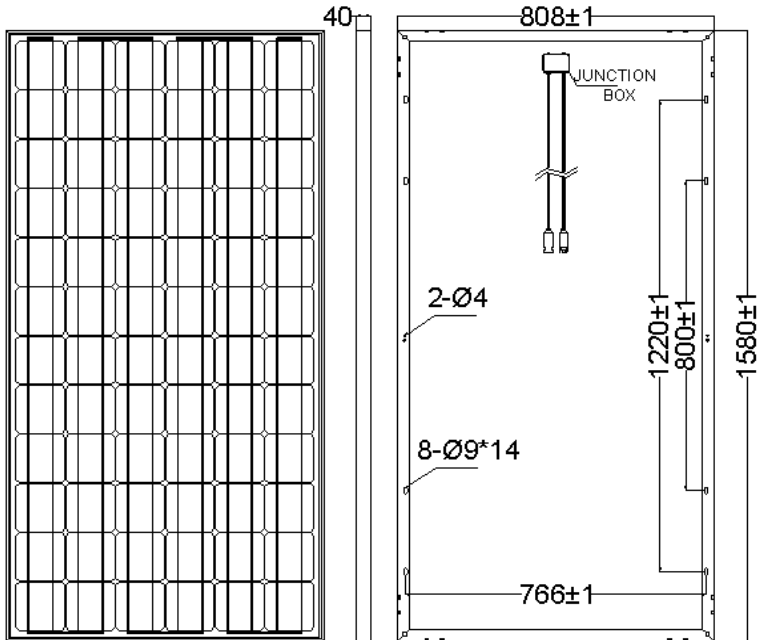
Current temperature coefficient	0.037%/°C
Voltage temperature coefficient	-0.34%/°C
Power temperature coefficient	-0.48%/°C

STC: Irradiance of 1000W /m2, AM 1.5, Cell Temperature of 25°C

MECHANICAL SPECIFICATIONS

Cell Type	125mm x 125mm
Number of Cells	72 cells in series
Weight	15.5 kg (34.1lbs)
Dimension	1580x808x40mm
Front Glass	3.2mm tempered glass
Frame	Anodized aluminum alloy
Max Load	5400 Pascals (112 lb/ft2)
Junction Box	IP65
Cable/Connector	900mm /MC4 Compatible

PHYSICAL CHARACTERISTICS



*Due to continuous innovation, research and product improvement, the specifications are subject to change without prior notice.
*The data do not refer to a single module and they are not part of the offer, they only serve for comparison to different module types.

25-year performance warranty
5-year warranty on materials and workmanship
The specifications are subject to change without prior notice.