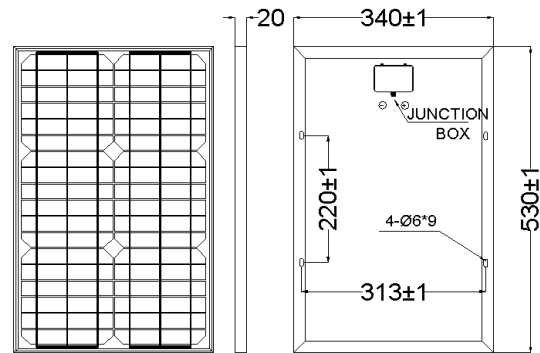




ELECTRICAL SPECIFICATIONS

| | |
|----------------------------|----------------|
| Model NO. | SLS025M |
| Peak power(Pmax) | 25W |
| Maximum power voltage(Vmp) | 18.0V |
| Maximum power current(Imp) | 1.4A |
| Short-circuit current(Isc) | 1.47A |
| Open circuit voltage(Voc) | 22.2V |
| Cell efficiency(η) | 17.20% |
| Power tolerance: | ±3% |
| Operating temperature | -40°C to +85°C |
| Maximum system voltage | 600VDC |

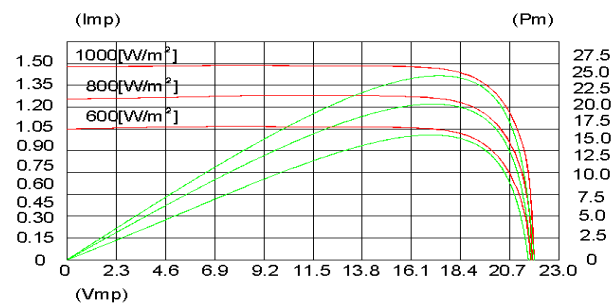
PHYSICAL CHARACTERISTICS



TEMPERATURE COEFFICIENT

| | |
|----------------------------------------------------------------|-----------|
| Current temperature coefficient | 0.037%/°C |
| Voltage temperature coefficient | -0.34%/°C |
| Power temperature coefficient | -0.48%/°C |
| STC: Irradiance of 1000W /m2, AM 1.5, Cell Temperature of 25°C | |

ELECTRICAL CHARACTERISTICS



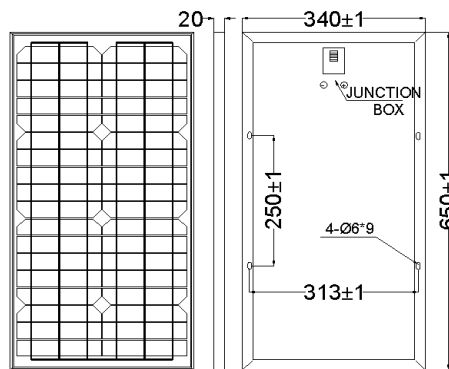
MECHANICAL SPECIFICATIONS

| | |
|-----------------|----------------------------|
| Cell Type | 156mm x 26mm |
| Number of Cells | 36 cells in series |
| Weight | 2.1kg (4.75lbs) |
| Dimension | 530x340x20mm |
| Max Load | 5400 Pascals (112 lb/ft2) |
| Junction Box | |
| Cable/Connector | |

ELECTRICAL SPECIFICATIONS

| | |
|----------------------------|----------------|
| Model NO. | SLS030M |
| Peak power(Pmax) | 30W |
| Maximum power voltage(Vmp) | 18.0V |
| Maximum power current(Imp) | 1.67A |
| Short-circuit current(Isc) | 1.77A |
| Open circuit voltage(Voc) | 22.4V |
| Cell efficiency(η) | 17.20% |
| Power tolerance: | ±3% |
| Operating temperature | -40°C to +85°C |
| Maximum system voltage | 600VDC |

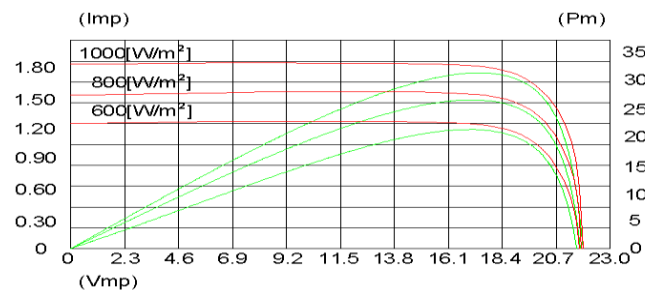
PHYSICAL CHARACTERISTICS



TEMPERATURE COEFFICIENTS

| | |
|----------------------------------------------------------------|-----------|
| Current temperature coefficient | 0.037%/°C |
| Voltage temperature coefficient | -0.34%/°C |
| Power temperature coefficient | -0.48%/°C |
| STC: Irradiance of 1000W /m2, AM 1.5, Cell Temperature of 25°C | |

ELECTRICAL CHARACTERISTICS



MECHANICAL SPECIFICATIONS

| | |
|-----------------|----------------------------|
| Cell Type | 156mm x 31mm |
| Number of Cells | 36 cells in series |
| Weight | 2.6kg (5.72lbs) |
| Dimension | 340x650x20mm |
| Max Load | 5400 Pascals (112 lb/ft2) |
| Junction Box | |
| Cable/Connector | |

25-year performance warranty

5-year warranty on materials and workmanship

The specifications are subject to change without prior notice.

*Due to continuous innovation, research and product improvement, the specifications are subject to change
*The data do not refer to a single module and they are not part of the offer, they only serve for comparison to

